

PewResearchCenter

Americans' Views on Trade, TTP & TTIP

Bruce Stokes

Director, Global Economic Attitudes

WITA October 7, 2015

Pew Research Center

- **Established 1996**
- **Funded by the Pew Charitable Trusts**
- **Non-profit, non-partisan “fact tank” in Washington**
- **Survey topics: U.S. domestic politics and economic conditions, values, U.S. image abroad, religious beliefs and practices, global views toward major powers, terrorism, democracy, country conditions, economy**
- **Since 2002, Pew Research has surveyed in 85 countries**
- **www.pewresearch.org**

KEY TAKEAWAYS

Relative to Other Issues, Trade Ranks Near the Bottom of Voters' Concerns and Always Has

Rating each a top priority for the president and Congress

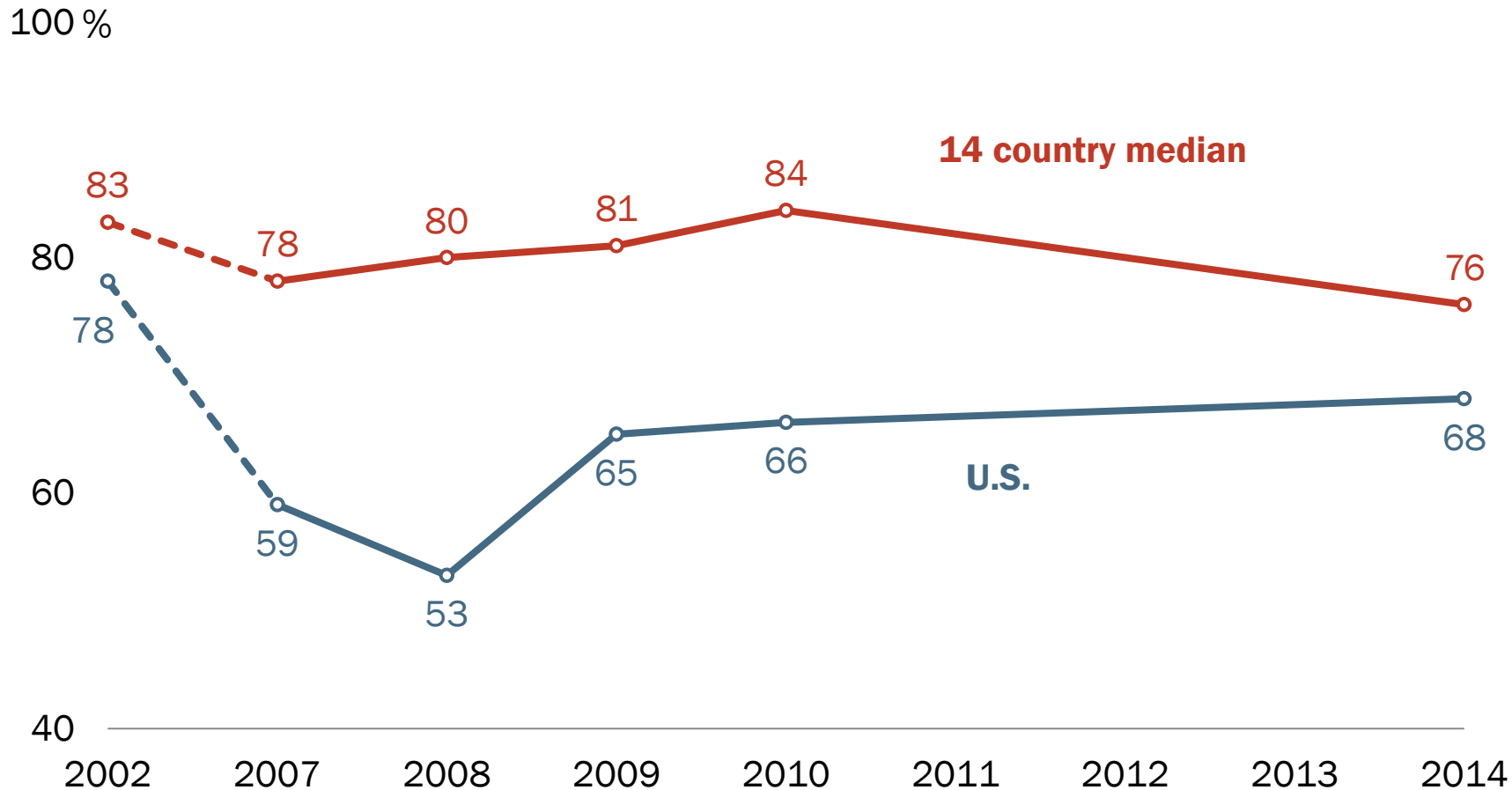
	--Bush--	-----Obama-----						
	2007	2009	2010	2011	2012	2013	2014	2015
	%	%	%	%	%	%	%	%
Defending against terrorism	80	76	80	73	69	71	73	76
Strengthening nation's economy	68	85	83	87	86	86	80	75
Reducing the budget deficit	53	53	60	64	69	72	63	64
Dealing with immigration*	55	41	40	46	39	39	40	52
Protecting the environment	57	41	44	40	43	52	49	51
Dealing with moral breakdown in country	47	45	45	43	44	40	39	48
Dealing with global warming	38	30	28	26	25	28	29	38
Dealing with global trade issues	34	31	32	34	38	31	28	30

*Before 2014, question asked about 'illegal immigration.'

Source: Pew Research Center survey, January 7-11, 2015.

Nevertheless, Americans Say Trade is Good for the Country

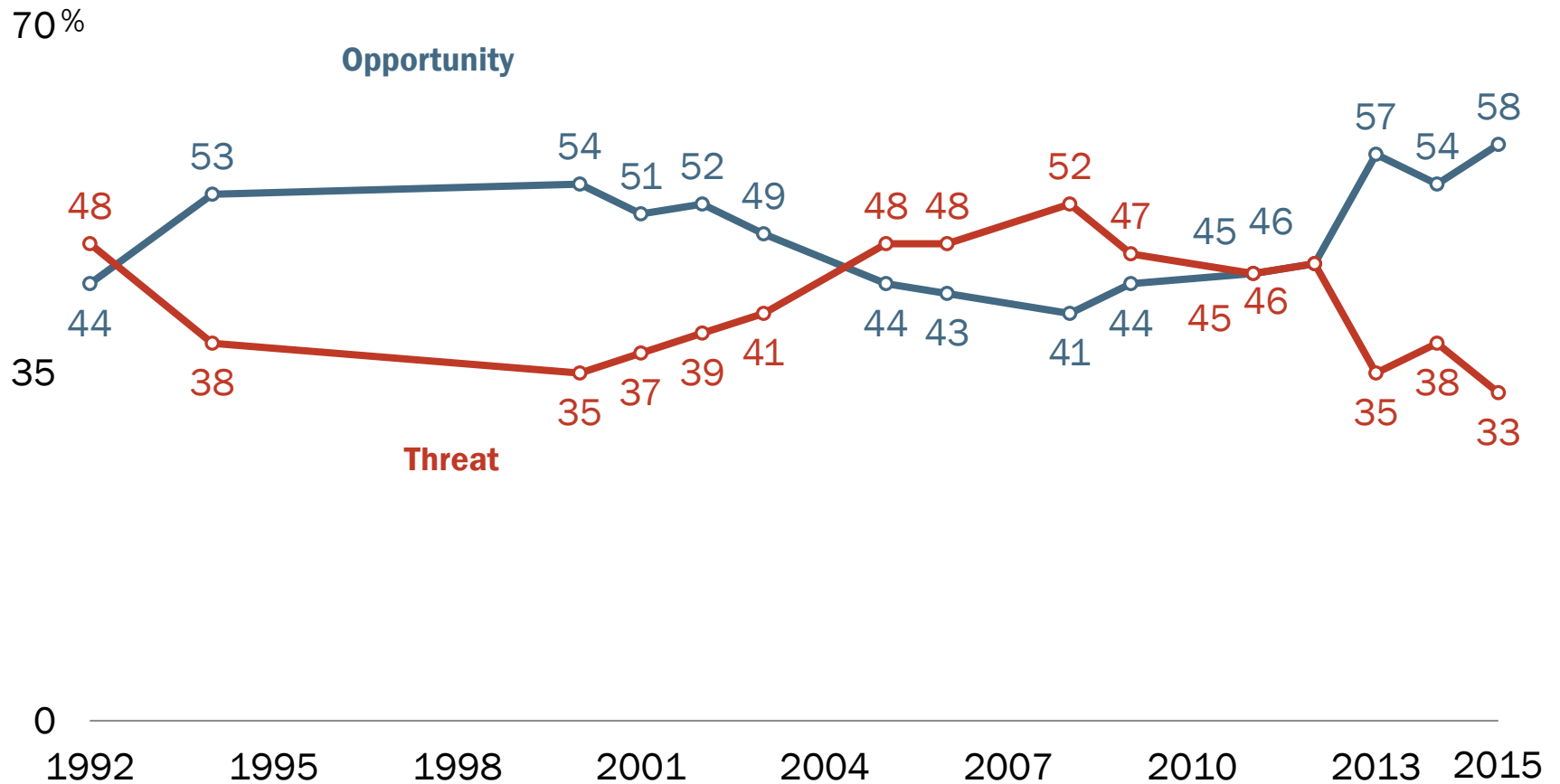
Growing trade and business ties with other countries are a good thing



Note: 14 country median based on countries surveyed in 2002, 2007-2010 and 2014. U.S. not included in median.
Source: Spring 2014 Global Attitudes survey.

Gallup: Majority in U.S. See Foreign Trade as an Opportunity

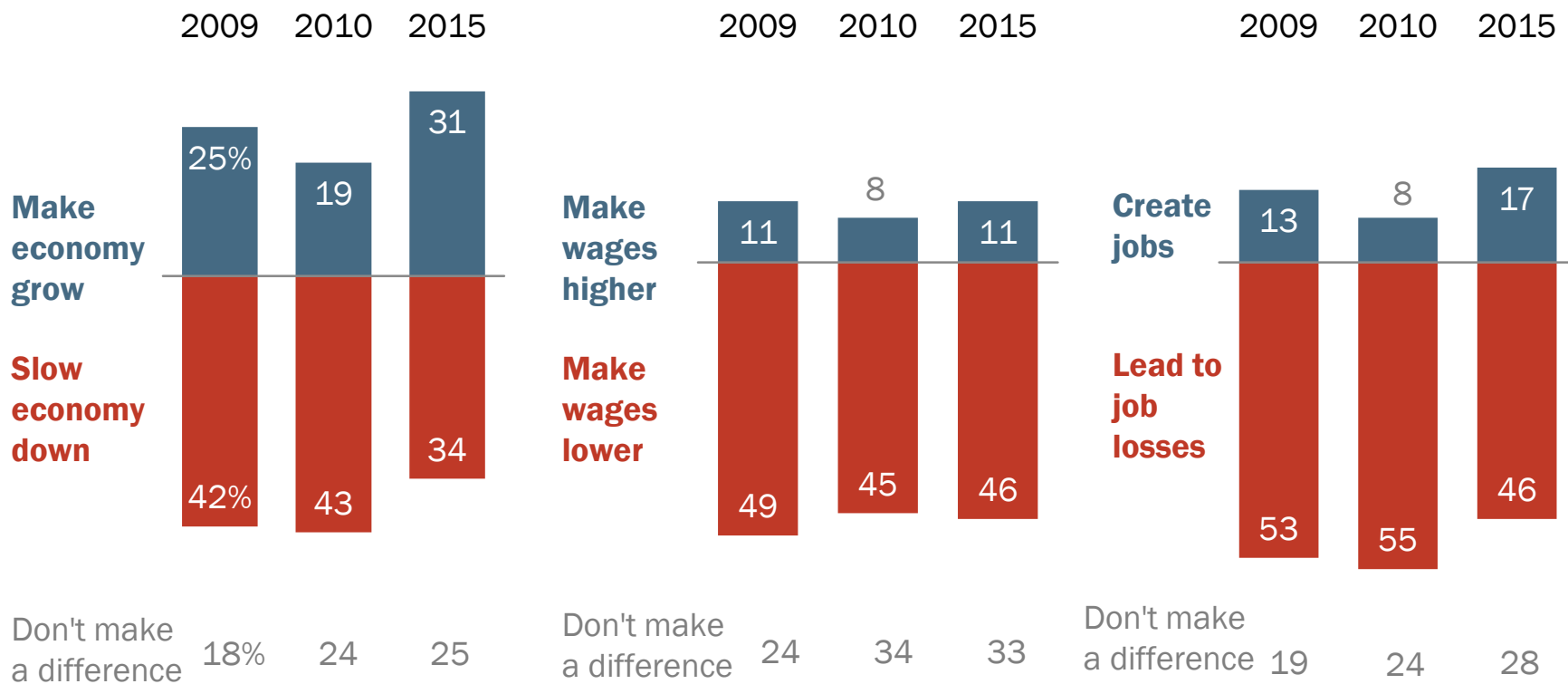
What do you think foreign trade means for America? Do you see foreign trade more as an opportunity for economic growth through increased U.S. exports or a threat to the economy from foreign imports?



Source: Gallup survey, February 8-11, 2015.

But Few Think Free Trade Deals Boost the Economy

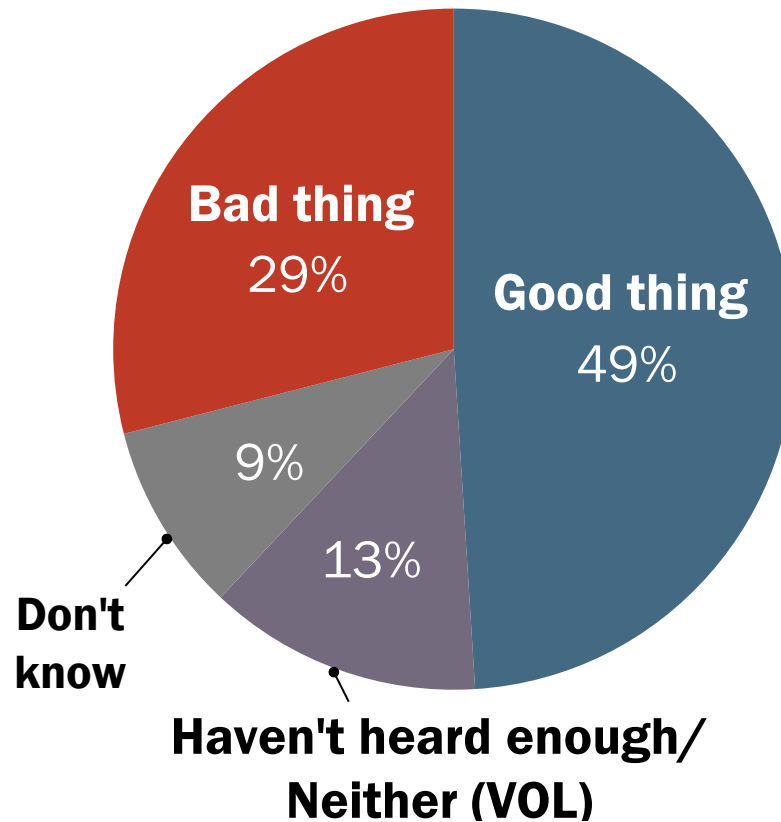
Free trade agreements ...



Note: "Other" and "Don't know" responses not shown.
 Source: Pew Research Center survey, May 12-18, 2015.

Nevertheless, Nearly Half of Americans Support TPP

TPP will be __ for the U.S.



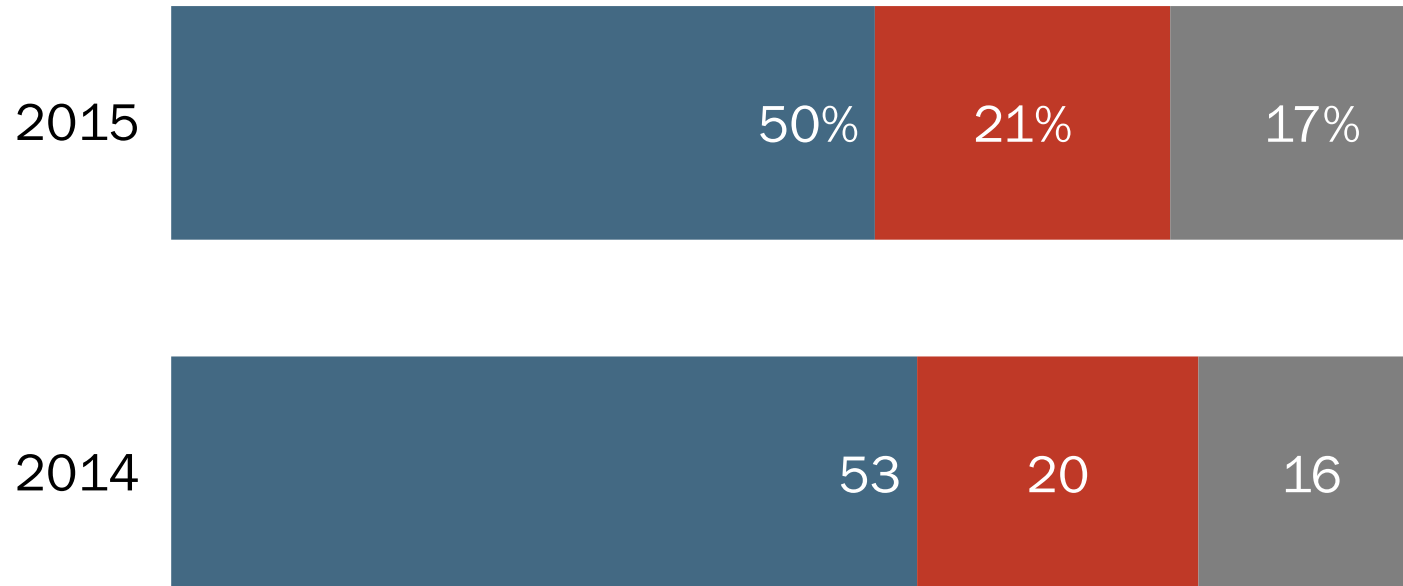
Question wording: “The United States is negotiating a free-trade agreement with countries in the Asia-Pacific region called the Trans-Pacific Partnership. Do you think this trade agreement would be a good thing for our country or a bad thing?”

Source: Spring 2015 Global Attitudes survey.

And Half Back TTIP

TTIP will be a __ for our country

■ Good thing ■ Bad thing ■ Haven't heard enough/Neither (VOL)



Question wording: "As you may know, the United States and the European Union are negotiating a free-trade agreement called the Transatlantic Trade and Investment Partnership, or TTIP. Do you think this trade agreement will be a good thing for our country or a bad thing?"

Source: 2015 Pew Research Center survey.

Significant Partisan Differences Exist on TPP and TTIP

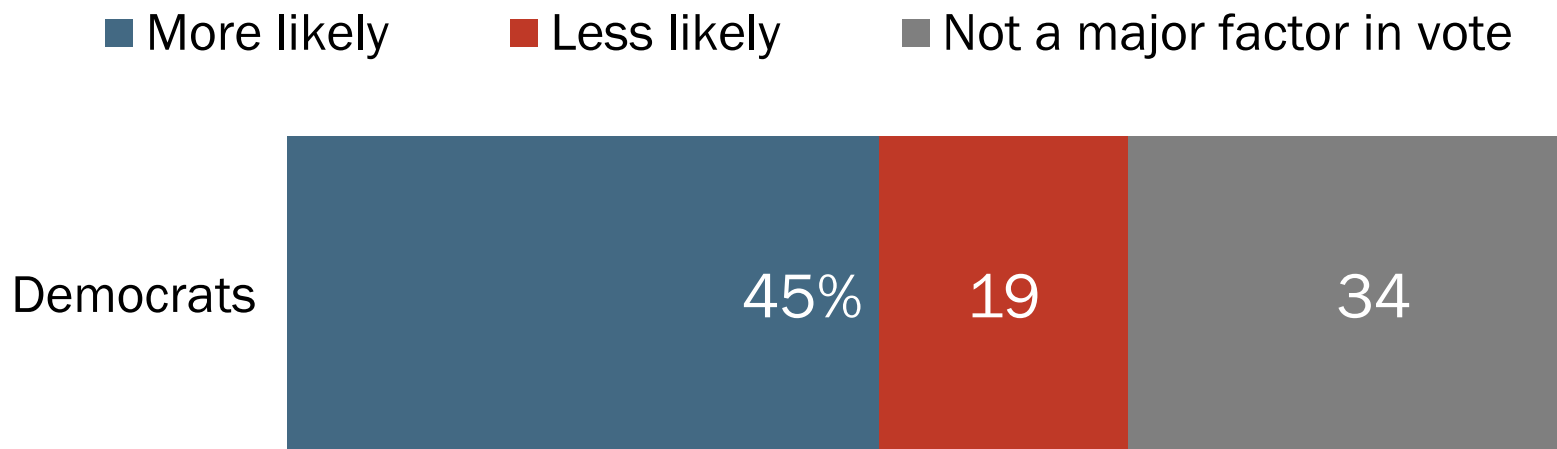
___ would be a good thing for the U.S.

	Republican	Democrat	Dem-Rep Diff
	%	%	
TPP	43	51	+8
TTIP	45	59	+14

Source: 2015 Pew Research Center surveys.

Looking Ahead: Democrats Support Nominating a Candidate Who Wants to Expand Trade Agreements

Among potential Democratic primary voters, those who could be ___ to support a candidate for the Democratic nomination who wants to expand U.S. trade agreements with other nations?



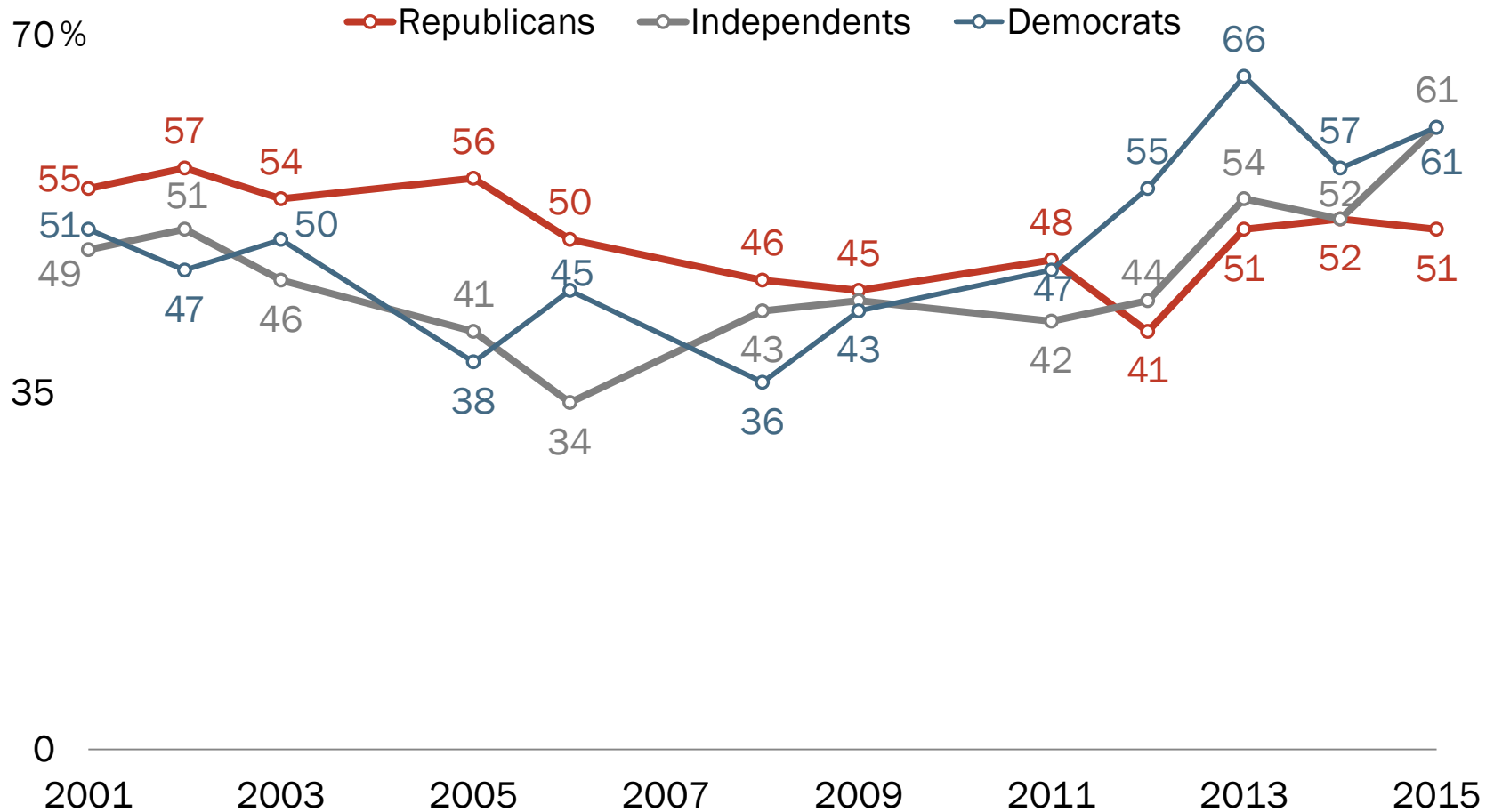
Note: Asked of Democratic and Democratic-leaning registered voters who may vote in a Democratic primary or caucus in their state.

Source: Pew Research Center survey, September 22-27, 2015.

THE PARTISAN DIFFERENCES

Gallup: During Obama Era, Democrats More than Republicans Have Seen Trade as an Opportunity

Foreign trade is an opportunity for economic growth through increased U.S. export



Source: Gallup survey, February 8-11, 2015.

Young, Liberal Democrats Say FTAs Are a Good Thing

Free trade agreements have been a __ for the U.S.

	Good thing	Bad thing	Don't know
	%	%	%
TOTAL	58	33	9
White	55	35	10
Black	53	37	10
Hispanic	71	23	7
18-29	69	24	6
30-49	60	32	8
50-64	51	40	9
65+	50	37	13
Republican	53	35	12
Conservative	50	38	13
Moderate/Liberal	61	28	11
Independent	62	32	6
Democrat	58	33	9
Conservative/Moderate	59	33	7
Liberal	59	32	9

Note: White and blacks include only those who are not Hispanic; Hispanics are of any race.

Source: Pew Research Center survey, May 12-18, 2015.

Republicans, Democrats Differ on Impact of Trade Deals

Impact of free trade agreements on ...

	Total	Rep	Dem	Ind
	%	%	%	%
Jobs in U.S.				
Create jobs	17	15	19	16
Lead to job losses	46	51	44	45
No difference	28	25	27	32
Wages in U.S.				
Make wages higher	11	11	11	11
Make wages lower	46	50	44	46
No difference	33	28	34	35
Prices in U.S.				
Make prices higher	30	32	30	29
Make prices lower	36	36	37	39
No difference	24	21	24	25
Nation's economy				
Grow economy	31	28	33	34
Slow economy	34	40	30	32
No difference	25	20	26	27

Note: "Other" and "Don't know" responses not shown.

Source: Pew Research Center survey, May 12-18, 2015.

An Even Greater Partisan Difference on China

___ is a very serious problem

	Democrat	Independent	Republican	Rep- Dem Diff
	%	%	%	
The large amount of American debt that is held by China	60	66	77	+17
The U.S. trade deficit with China	46	52	59	+13
The loss of U.S. jobs to China	57	57	67	+10

Source: Spring 2015 Global Attitudes survey.

VIEWS ON TPP AND TTIP

Americans Say More Trade with Most Countries is Good

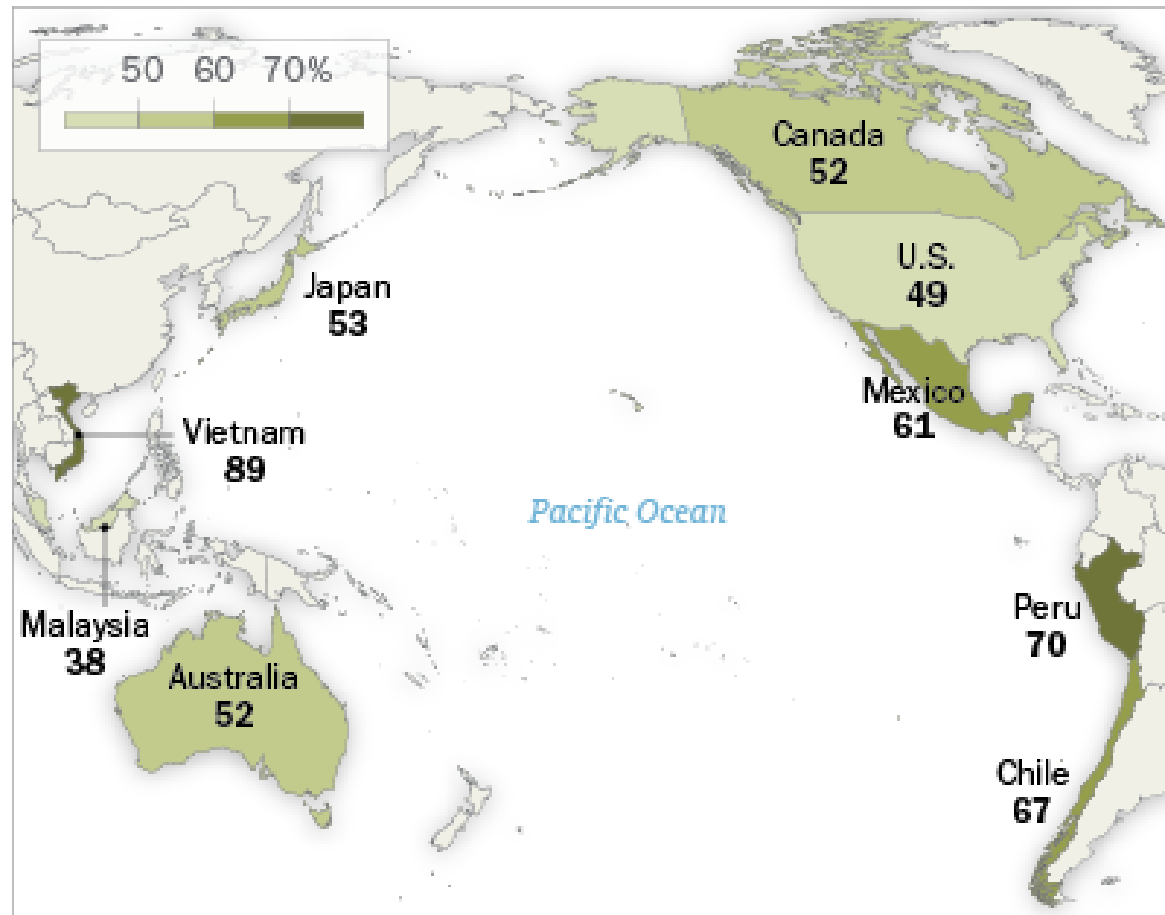
Increased trade with ___ would be a good thing

	Americans
	%
Germany	79
Japan	74
European Union	72
Brazil	64
China	51
Russia	47

Source: 2014 U.S. – Germany Trade survey.

Half of Americans Back TPP, a Relative Low Level of Support

Percent who say TPP trade agreement would be a good thing for the country



Source: Spring 2015 Global Attitudes survey.

Young Americans Are Particularly Supportive of TPP

TPP trade agreement would be a good thing for country

	18-29	30-49	50+	Youngest-oldest gap
	%	%	%	
U.S.	65	49	41	+24
Mexico	69	63	50	+19
Australia	63	52	48	+15
Peru	77	67	67	+10
Vietnam	95	86	87	+8

Source: Spring 2015 Global Attitudes survey.

TTIP: American Support Unchanged, Sharp Drop in German Backing

TTIP will be a __ for country

	2014	2015	Change
	%	%	
	Germany		
Good thing	55	41	-14
Bad thing	25	36	+11
	U.S.		
Good thing	53	50	-3
Bad thing	20	21	+1

Source: 2015 Pew Research Center surveys.

Americans See China as a Major TTIP Rationale

*Most important reason TTIP is good for country**

Americans

%

Will help country be more competitive with China

43

Will help economy

32

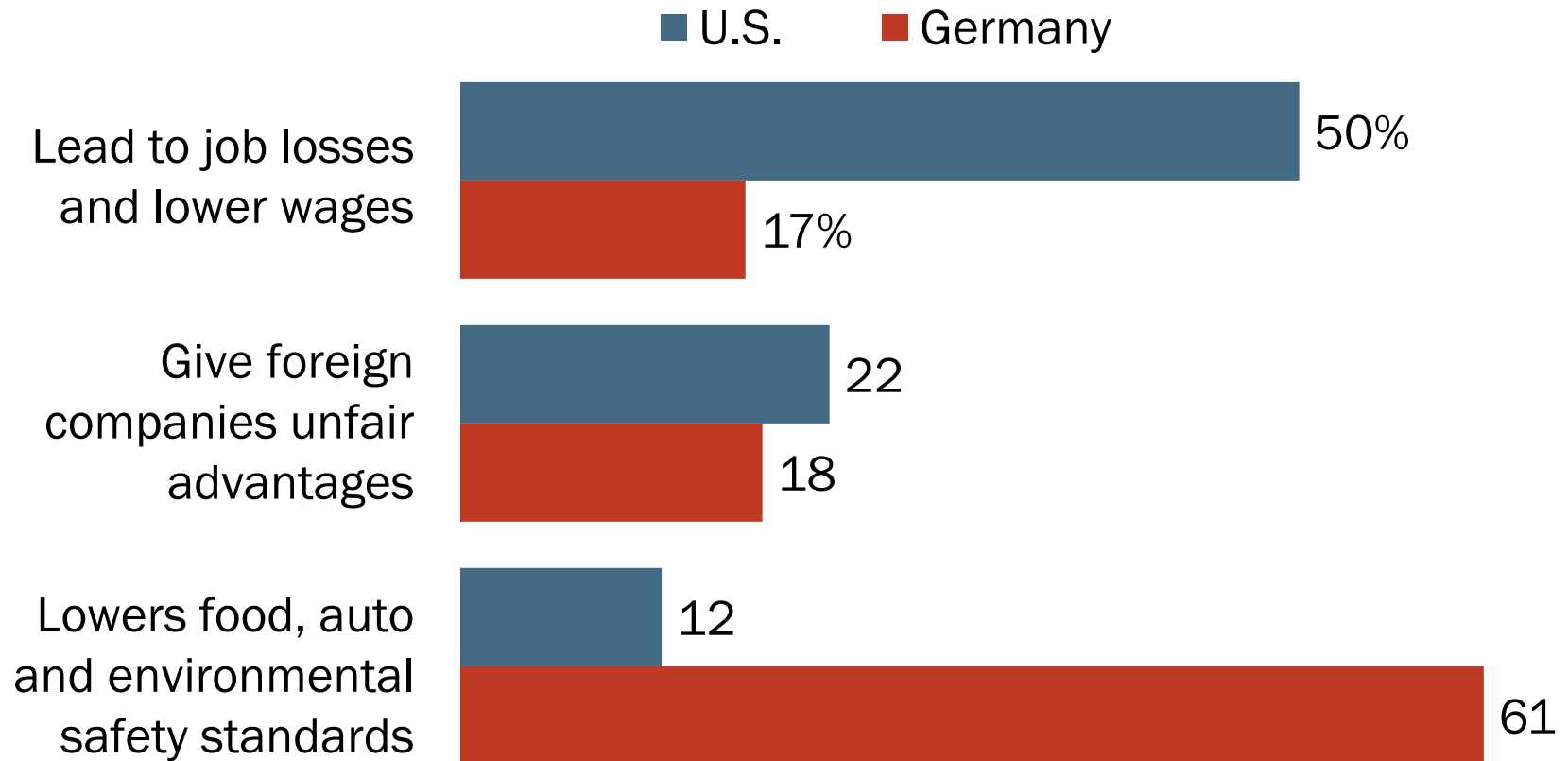
Will strengthen ties between U.S. and EU

22

Note: *Based on 53% of Americans and 55% of Germans who said TTIP will be a good thing for country.
Source: 2014 U.S. - Germany Trade survey.

Among Those Who Think TTIP Is Bad, Americans, Germans Differ on Why

Of those who say TTIP will be a bad thing (21% of Americans and 36% of Germans), their reasons why a free trade agreement would be bad for their country:



Source: 2015 Pew Research Center survey.

PewResearchCenter

All Pew Research Center reports and data are available online at www.pewresearch.org